COLUMBIA METROPOLITAN AIRPORT

	Month			Year-to-Date		
	Feb-21	Feb-20	% Change	2021	2020	% Change
ENPLANED PASSENGERS						
AMERICAN EAGLE	8,923	22,077	-59.58%	16,863	44,695	-62.27%
UNITED EXPRESS	2,174	5,845	-62.81%	4,211	11,919	-64.67%
DELTA	6,605	20,893	-68.39%	13,036	39,443	-66.95%
SILVER AIR	529	0	100.00%	890	0	100.00%
Enplaned Passenger Total	**18,231**	**48,815**	**-62.65%**	**35,000**	**96,057**	**-63.56%**
LANDED WEIGHT (1,000 LB UNITS)						
AMERICAN EAGLE	13,271	28,608	-53.61%	26,405	60,249	-56.17%
UNITED EXPRESS	3,475	8,269	-57.98%	7,768	16,635	-53.30%
DELTA	13,684	25,536	-46.41%	29,806	51,160	-41.74%
SILVER AIR	1,013	0	100.00%	1,885	0	100.00%
Subtotal	31,443	62,413	-49.62%	65,864	128,044	-48.56%
MOUNTAIN AIR CARGO	1,085	1,266	-14.30%	2,423	2,604	-6.95%
FEDERAL EXPRESS	5,246	6,481	-19.06%	11,925	13,441	-11.28%
UNITED PARCEL SERVICE	25,636	27,532	-6.89%	52,531	55,005	-4.50%
MARTINAIRE	170	170	0.00%	340	349	-2.58%
AIR CARGO CARRIERS	1,462	1,436	1.81%	3,054	3,054	0.00%
Subtotal	33,599	36,885	-8.91%	70,273	74,453	-5.61%
Landed Weight Total	**65,042**	**99,298**	**-34.50%**	**136,137**	**202,497**	**-32.77%**
LANDINGS						
AMERICAN EAGLE	208	467	-55.46%	418	997	-58.07%
UNITED EXPRESS	74	167	-55.69%	155	365	-57.53%
DELTA	182	277	-34.30%	384	568	-32.39%
SILVER AIR	22	0	100.00%	42	0	100.00%
Subtotal	486	911	-46.65%	999	1,930	-48.24%
MOUNTAIN AIR CARGO	30	35	-14.29%	67	72	-6.94%
FEDERAL EXPRESS	17	21	-19.05%	39	45	-13.33%
UNITED PARCEL SERVICE	70	75	-6.67%	143	149	-4.03%
MARTINAIRE	20	20	0.00%	40	41	-2.44%
AIR CARGO CARRIERS	56	55	1.82%	117	117	0.00%
Subtotal	193	206	-6.31%	406	424	-4.25%
Landings Total	**679**	**1,117**	**-39.21%**	**1,405**	**2,354**	**-40.31%**
ENPLANED FREIGHT / CARGO						
DELTA	0	5	-100.00%	0	8	-100.00%
MOUNTAIN AIR CARGO	74	91	-18.68%	164	185	-11.35%
FEDERAL EXPRESS	366	513	-28.65%	912	1,016	-10.24%
UNITED PARCEL SERVICE	1,502	2,285	-34.27%	3,202	4,646	-31.08%
MARTINAIRE	12	4	200.00%	18	10	80.00%
AIR CARGO CARRIERS	78	54	44.44%	149	135	10.37%
Enplaned Cargo Total	**2,032**	**2,952**	**-31.17%**	**4,445**	**6,000**	**-25.92%**
AIR CARGO CARRIERS	50	96	-47.92%	855	1,093	-21.77%
Enplaned Cargo Total	**3,674**	**5,391**	**-31.85%**	**8,669**	**11,884**	**-27.05%**

MONTHLY ENPLANED PASSENGERS
2018 - 2021

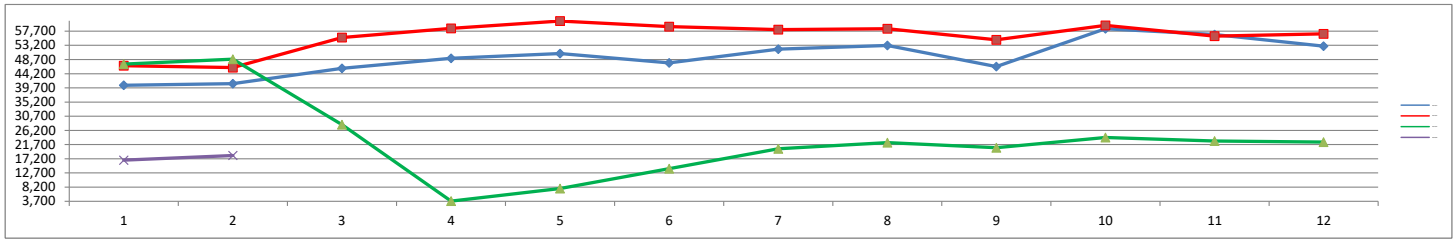

	Jan	Feb	Mar	Apr	May	Jun	Jul	Aug	Sep	Oct	Nov	Dec	Grand Total
2018	40,524	41,026	45,911	49,096	50,593	47,648	52,019	53,152	46,461	58,473	56,611	52,923	594,437
2019	46,760	46,150	55,698	58,592	60,921	59,168	58,168	58,456	54,969	59,544	56,145	56,843	671,414
2020	47,242	48,815	28,030	3,761	7,737	14,070	20,384	22,316	20,694	23,926	22,833	22,516	282,324
2021	16,769	18,231											35,000

COVID - 19

MONTHLY TOTAL CARGO
2018 - 2021

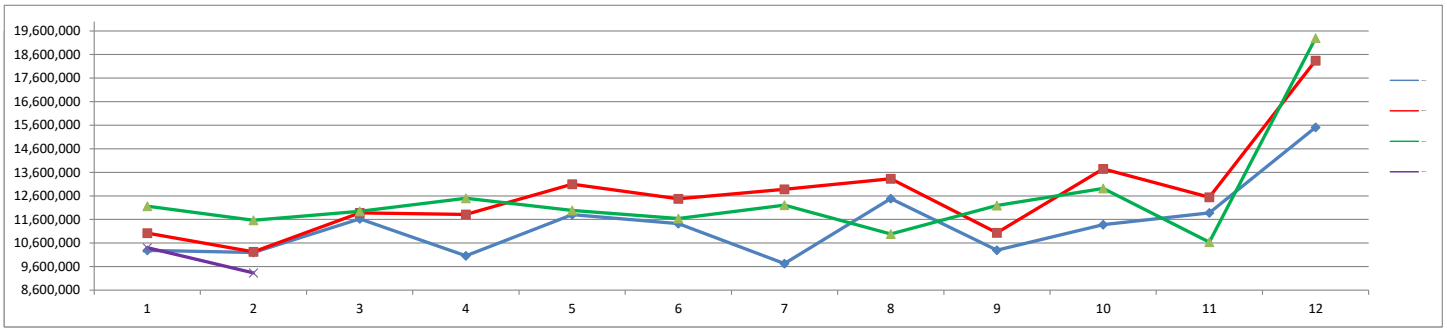

	Jan	Feb	Mar	Apr	May	Jun	Jul	Aug	Sep	Oct	Nov	Dec	Grand Total
2018	10,286,000	10,200,000	11,624,000	10,056,000	11,802,000	11,422,000	9,728,000	12,482,000	10,298,000	11,382,000	11,880,000	15,510,000	136,670,000
2019	11,020,000	10,226,000	11,878,000	11,810,000	13,096,000	12,478,000	12,880,000	13,330,000	11,036,000	13,746,000	12,546,000	18,344,000	152,390,000
2020	12,160,000	11,562,000	11,948,000	12,502,000	11,982,000	11,638,000	12,210,000	10,982,000	12,194,000	12,916,000	10,636,000	19,294,000	150,024,000
2021	10,402,000	9,330,000											19,732,000

MONTHLY LANDED WEIGHT
2018 - 2021

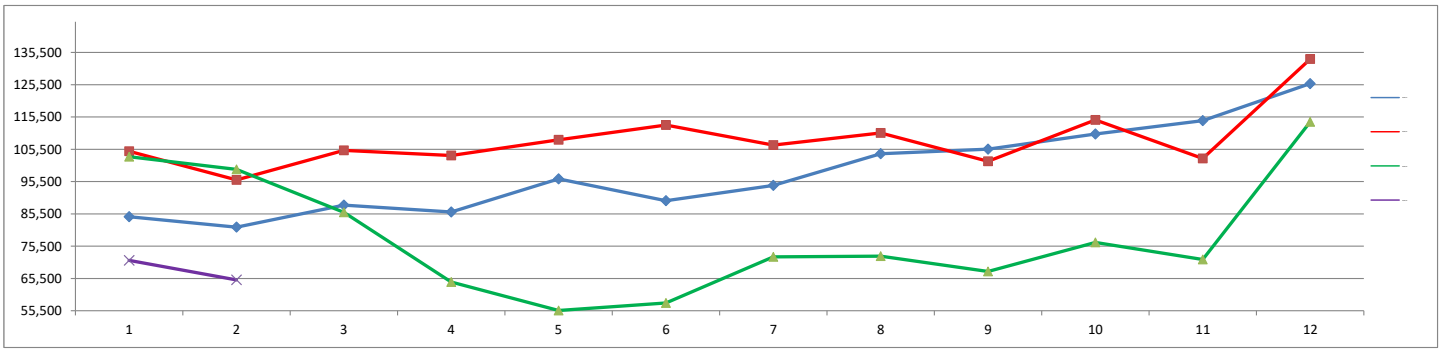

	Jan	Feb	Mar	Apr	May	Jun	Jul	Aug	Sep	Oct	Nov	Dec	Grand Total
2018	84,634	81,377	88,222	86,112	96,337	89,551	94,328	104,139	105,545	110,246	114,369	125,848	1,180,708
2019	104,877	96,017	105,181	103,592	108,412	113,032	106,786	110,587	101,773	114,591	102,639	133,436	1,300,923
2020	103,199	99,298	85,970	64,404	55,575	57,900	72,190	72,388	67,639	76,657	71,372	113,975	940,567
2021	71,095	65,042											136,137

COVID -19

MONTHLY TOTAL PASSENGERS
2018 - 2021

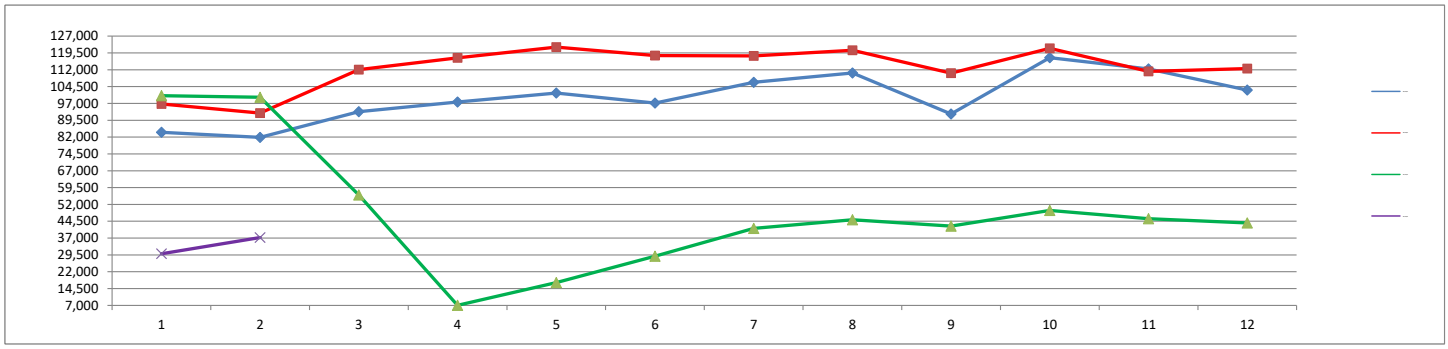

	Jan	Feb	Mar	Apr	May	Jun	Jul	Aug	Sep	Oct	Nov	Dec	Grand Total
2018	84,101	81,880	93,305	97,590	101,597	97,177	106,432	110,532	92,275	117,377	112,364	102,973	1,197,603
2019	96,756	92,705	112,048	117,331	122,099	118,289	118,148	120,648	110,483	121,547	111,233	112,501	1,353,788
2020	100,443	99,743	56,256	7,042	17,182	28,925	41,314	45,195	42,326	49,322	45,669	43,770	577,187
2021	30,007	37,244											67,251
			COVID - 19										

YEAR - TO - DATE MARKET SHARE BY CARRIER

2021

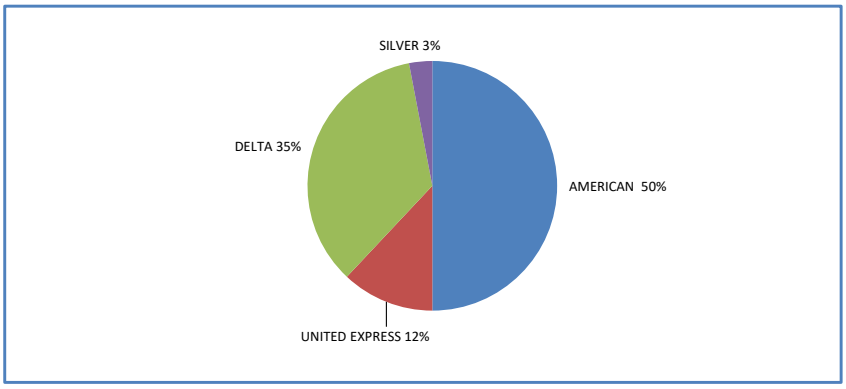

2020

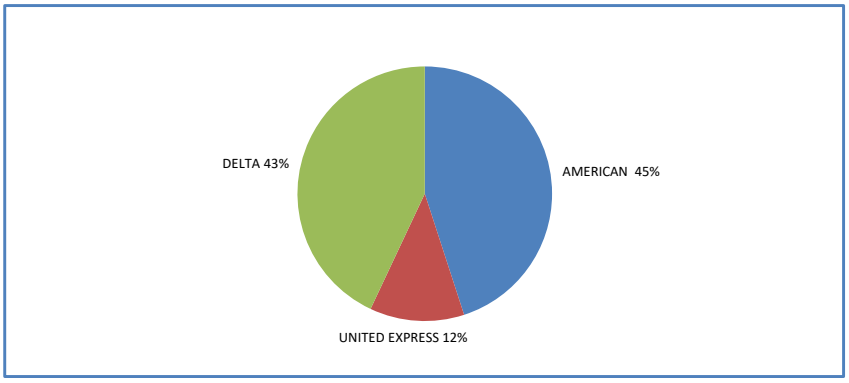
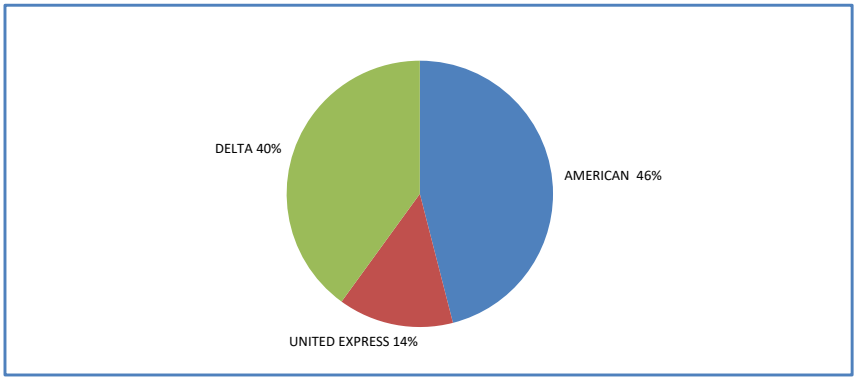
2019